


# Conductive Micro Rods

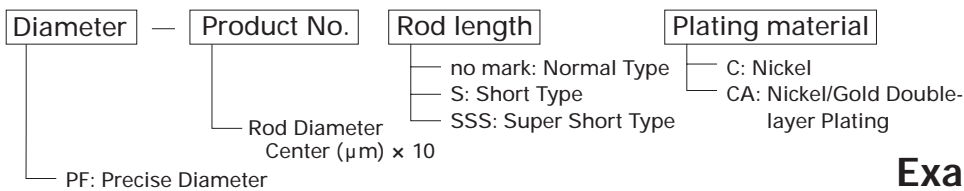
Conductive Micro Rods made of non-alkali glass monofilament and finished with plating are used as current-carrying gap spacers.



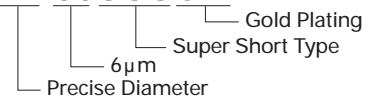
## Features

- Line-contact with an electrode allows uniform electrical resistance compared with point-contact of conducting beads.
- Plated surface gives good electrical conductivity.
- Non-alkali glass monofilament used as core material provides a better recovery rate and the best gap spacer function.

## Part No.



**Example: PF-60SSSCA**



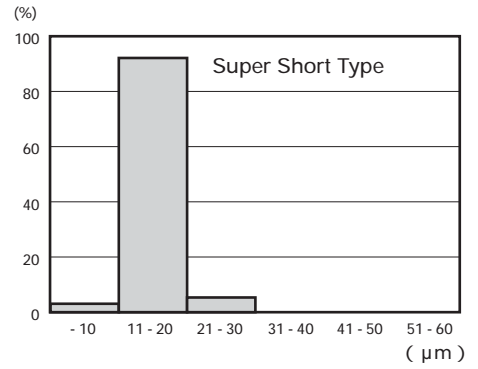
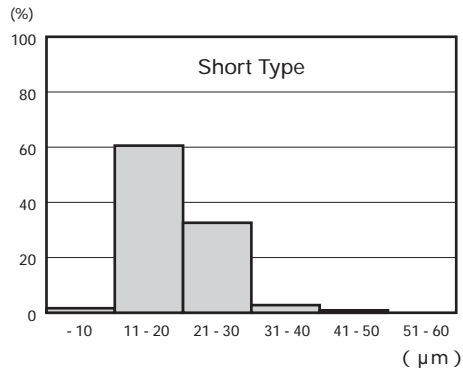
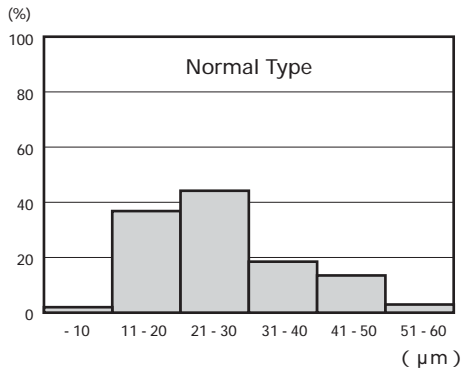
## Specifications (example)

Rod Diameter Center	Part No.	Rod Diameter ( $\mu\text{m}$ )				Distribution of Rod Length ( $\mu\text{m}$ )				Plating Specifications		
		Diameter	Center	Maximum	Minimum	Rod Length	Longer than 100	Longer than 60	Longer than 30	Plating Materials	Plating Thickness ( $\mu\text{m}$ )	Specific volume resistance (cm <sup>-1</sup> )
6 $\mu\text{m}$	PF-60C	Precise	6.00 $\pm$ 0.04	6.25	5.75	Normal	None	1% max.		Ni	0.2	0.1 max.
	PF-60SC					Short	None	None				
	PF-60SSSC					Super Short	None	None	None			
	PF-60CA	Precise	6.00 $\pm$ 0.04	6.25	5.75	Normal	None	1% max.		Base: Ni Surface layer: Au	0.3 (Au layer: 0.1 Min.)	0.1 max.
	PF-60SCA					Short	None	None				
	PF-60SSSCA					Super Short	None	None	None			

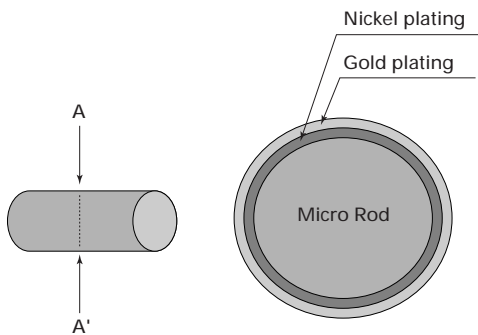
## Rod Diameter Range

Rod Diameter ( $\mu\text{m}$ ) \ / \ Rod Length	Normal Type		Short Type Super Short Type	
1.5	No product specified		Special Ordered Products	- 1.4 $\mu\text{m}$
5.0			Standard	1.5 - 9.0 $\mu\text{m}$
9.0	Standard	5.0 - 11.0 $\mu\text{m}$	Special Ordered Products	9.1 - 15.0 $\mu\text{m}$
11.0	Special Ordered Products	11.1 - 30.0 $\mu\text{m}$		
15.0			No product specified	
60.0	No product specified			

## Distribution of Rod Length (example)



## Specifications of Nickel/Gold Double-layer Plating



Cross-section diagram (A-A') of Conductive Micro Rod