


Conductive Micro Rods

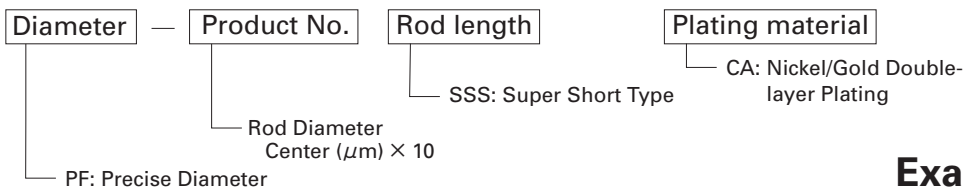
Conductive Micro Rods made of non-alkali glass monofilament and finished with plating are used as current-carrying gap spacers.



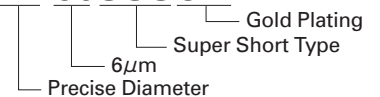
Features

- Line-contact with an electrode allows uniform electrical resistance compared with point-contact of conducting beads.
- Plated surface gives good electrical conductivity.
- Non-alkali glass monofilament used as core material provides a better recovery rate and the best gap spacer function.

Part No.



Example: PF-60SSSCA



Specifications (example)

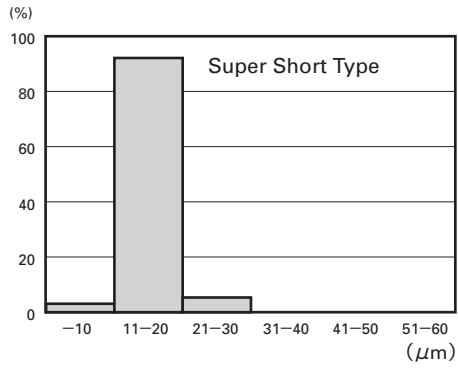
Rod Diameter Center	Part No.	Rod Diameter (μm)				Distribution of Rod Length (μm)				Plating Specifications		
		Diameter	Center	Maximum	Minimum	Rod Length	Longer than 100	Longer than 60	Longer than 30	Plating Materials	Plating Thickness (μm)	Specific Volume Resistance ($\text{cm}\Omega$)
6 μm	PF-60SSSCA	Precise	6.00 \pm 0.04	6.25	5.75	Super Short	None	None	None	Base: Ni Surface layer: Au	0.3 (Au layer: 0.1 Min.)	0.1 max.

Rod Diameter Range

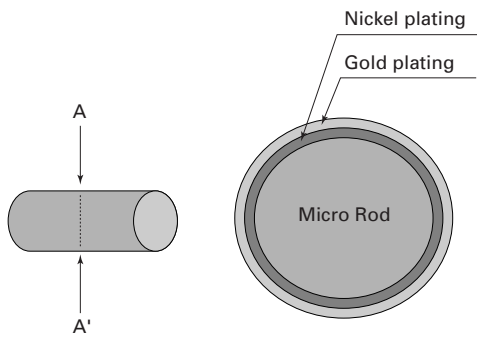
Rod Diameter (μm)	Rod Length	Super Short Type
2.0	Special Ordered Products	~1.9 μm
5.0	Standard	2.0–8.0 μm
8.0	Standard	2.0–8.0 μm
11.0	Special Ordered Products	8.1–15.0 μm
15.0	Standard	2.0–8.0 μm
60.0	No product specified	

Micro Glass

Distribution of Rod Length (example)



Specifications of Nickel/Gold Double-layer Plating



**Cross-section diagram (A-A') of
Conductive Micro Rod**